

# TECHNOLOGY PRACTICES

## OF STUDENT TEACHERS



AY 14-15  
QUICK FACTS

**AU ADELPHI UNIVERSITY**<sup>®</sup>

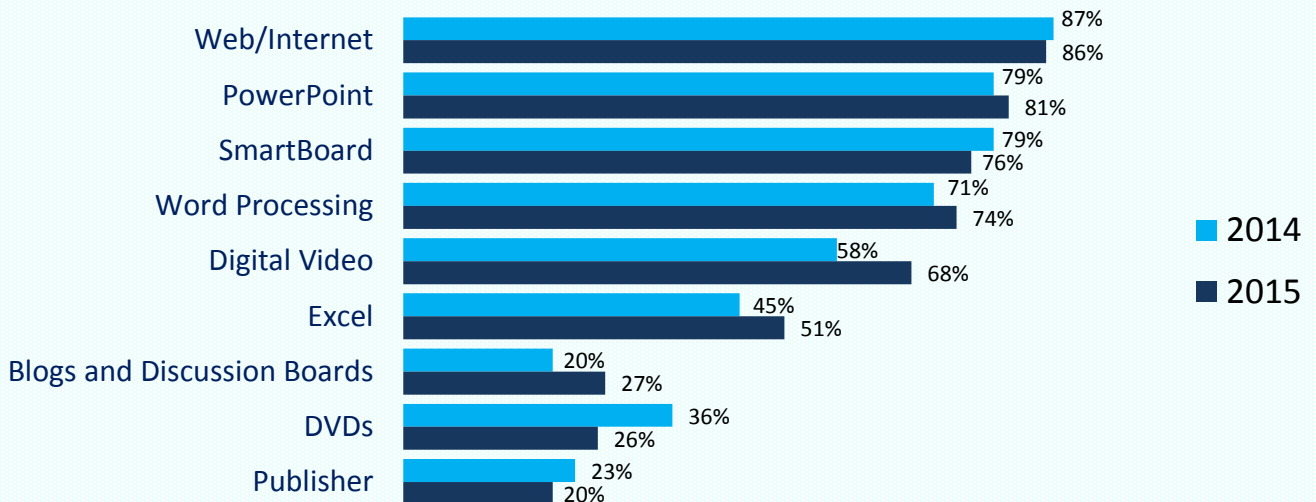
RUTH S. AMMON SCHOOL OF EDUCATION

Office of Assessment & Research

August 2015

Source: 2014-15 School of Education student teachers completed a technology survey at the end of their program. These data are based on responses to that survey; 90 of 162 student teachers responded to the survey for a 56% response rate (up from 45% the prior year).

### MOST COMMON TECHNOLOGY TOOLS USED BY STUDENT TEACHERS



### TECHNOLOGY BY THE NUMBERS

46

% of student teachers who say SmartBoard is their favorite tech tool

+35

Percentage point increase in the use of video cameras and iMovie since 2013

78

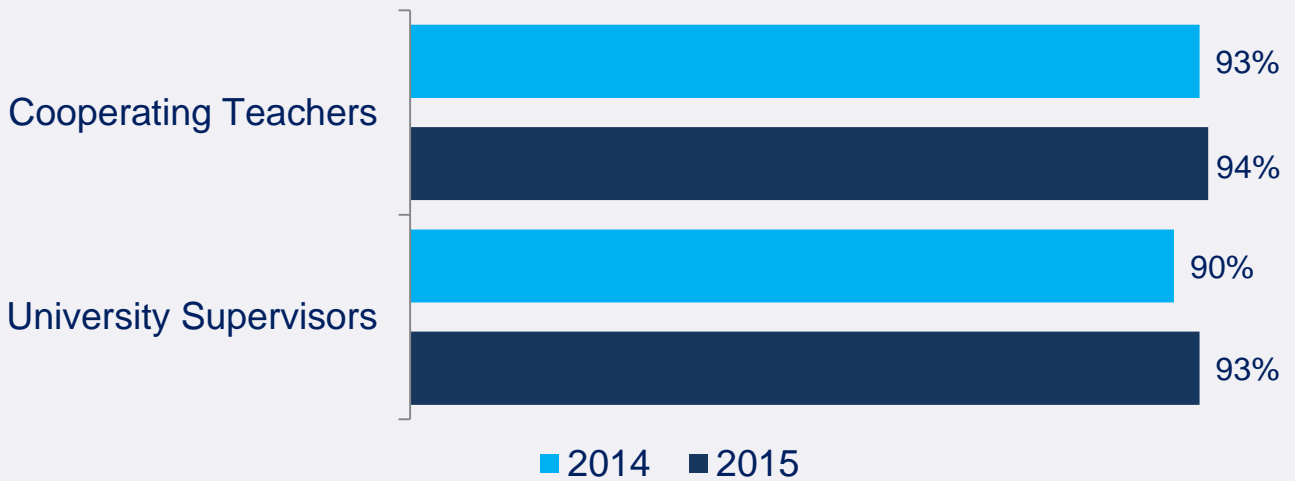
% of AU faculty who use blogs and discussion boards in class

83

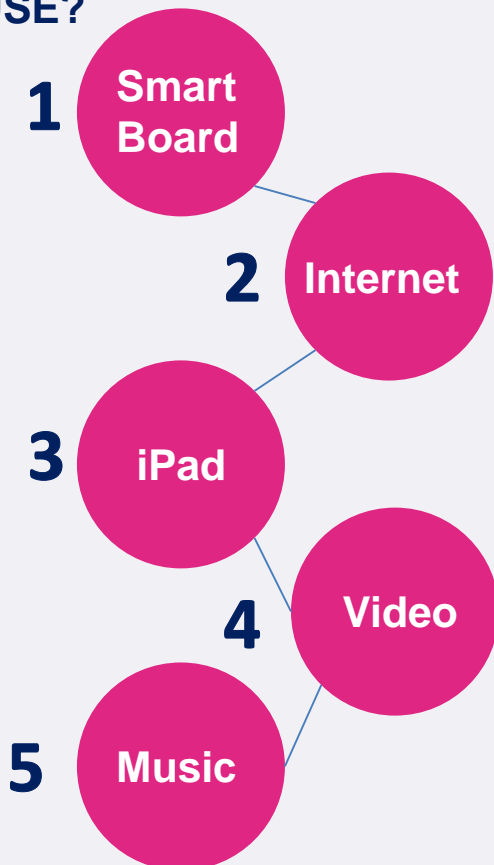
% of student teachers who use technology to reflect on their teaching

## Cooperating teachers and University Supervisors continue to encourage the use of technology in the classroom.

Graph shows percent who *sometimes* or *almost always* encourage the use of technology



### WHAT IS THE MOST EFFECTIVE TECHNOLOGY TOOL YOU USE?



### STUDENT TEACHERS SAY...

“SmartBoard is interactive and enhances student learning.”

“There are endless resources on the web.”

“Apps on the iPad help students understand concepts and ideas.”

“PowerPoint works well in all classrooms.”

“Students find music motivating.”

Ongoing challenges to integrating technology in the classroom include unreliability of technology and lack of resources in schools. Student teachers have learned to adapt and develop backup plans.

